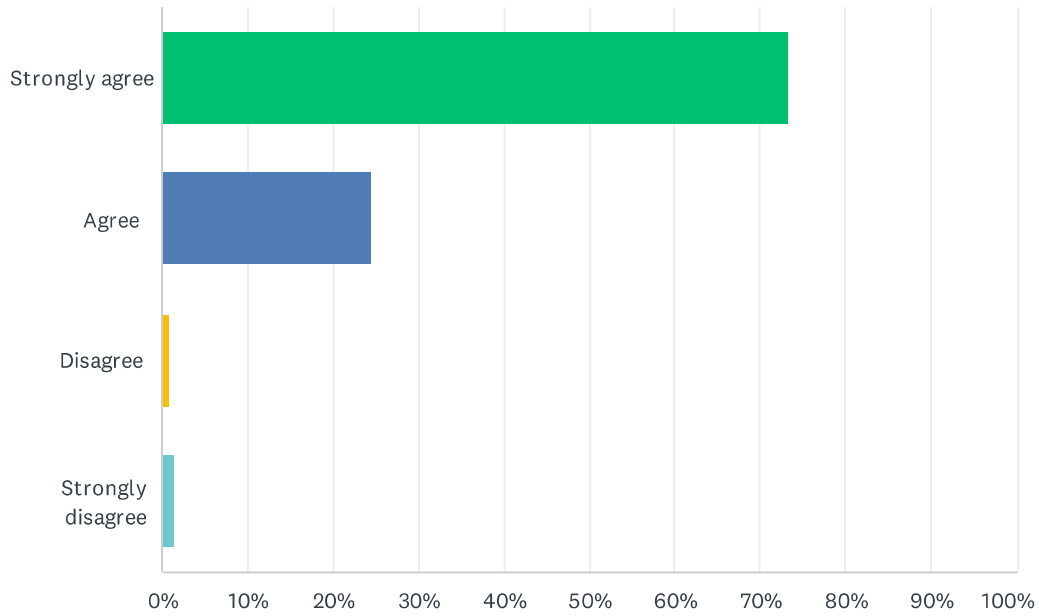


Q1 My/My family's voice is heard and guides the team process.

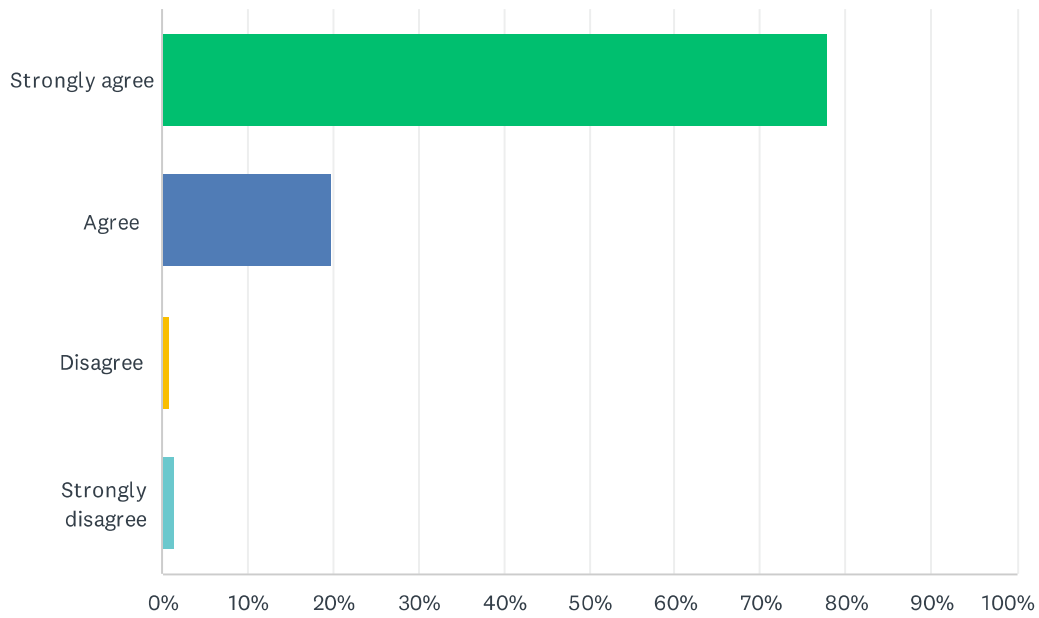
Answered: 131 Skipped: 0



ANSWER CHOICES	RESPONSES	
Strongly agree	73.28%	96
Agree	24.43%	32
Disagree	0.76%	1
Strongly disagree	1.53%	2
TOTAL		131

Q2 My/My family's preferences are treated with respect.

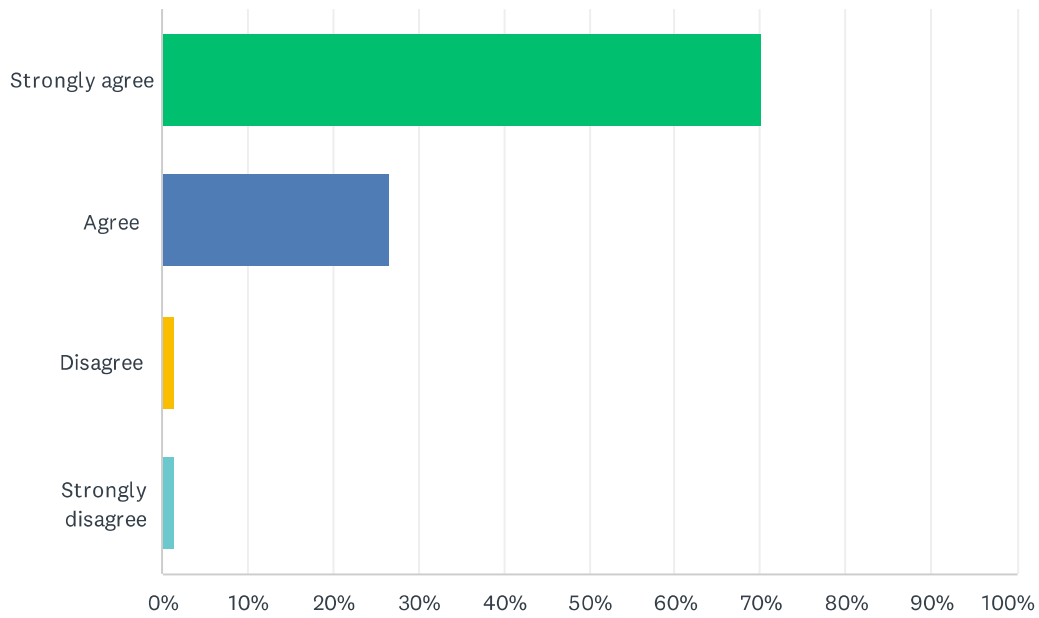
Answered: 131 Skipped: 0



ANSWER CHOICES	RESPONSES	
Strongly agree	77.86%	102
Agree	19.85%	26
Disagree	0.76%	1
Strongly disagree	1.53%	2
TOTAL		131

Q3 My Child and Family Team helps me see my/my child's strengths.

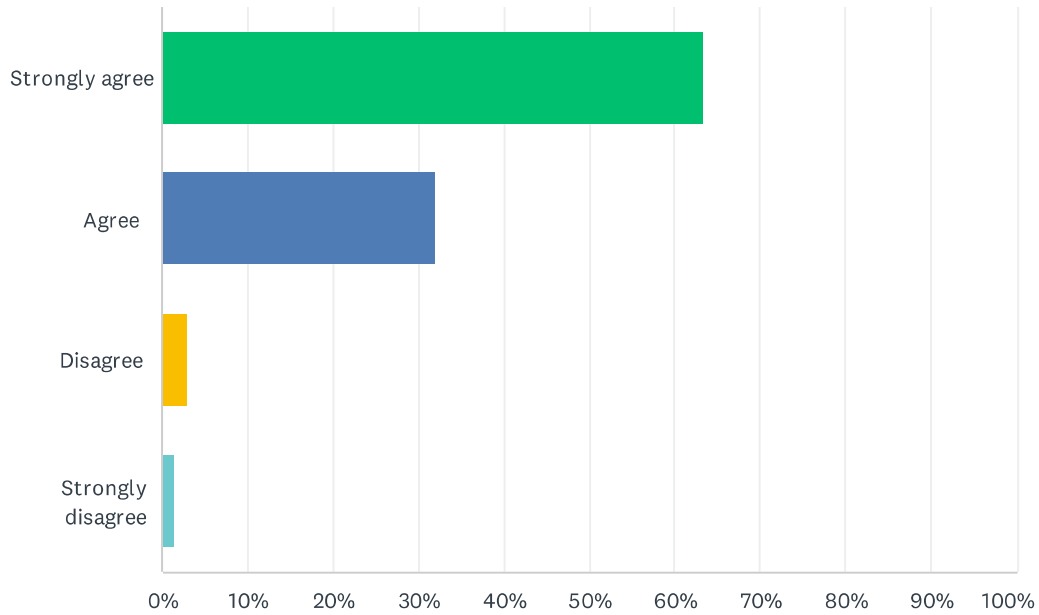
Answered: 131 Skipped: 0



ANSWER CHOICES	RESPONSES	
Strongly agree	70.23%	92
Agree	26.72%	35
Disagree	1.53%	2
Strongly disagree	1.53%	2
TOTAL		131

Q4 I have been linked to resources that will help me/my family achieve my/our vision.

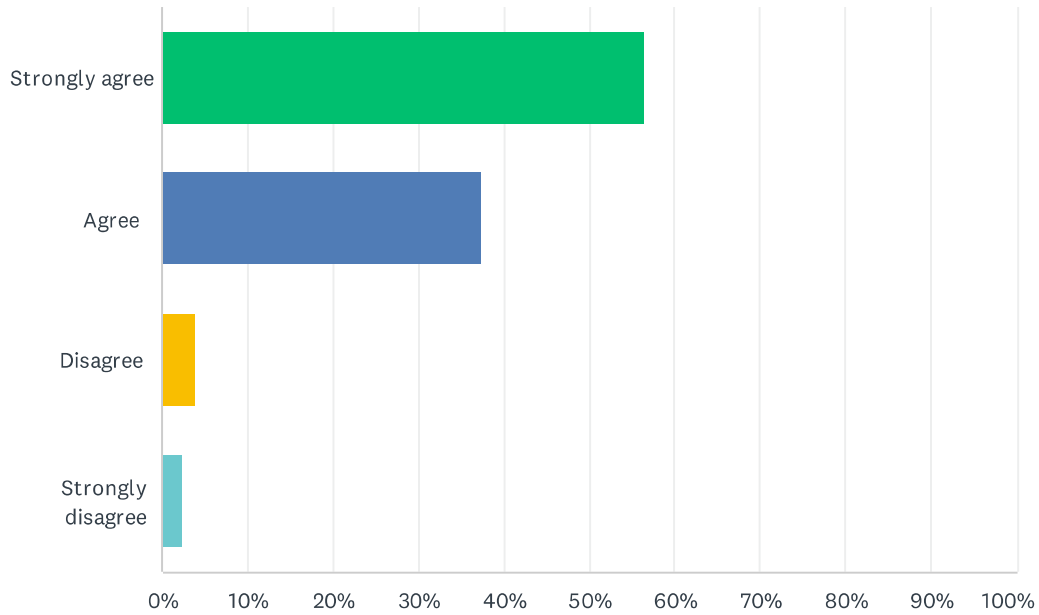
Answered: 131 Skipped: 0



ANSWER CHOICES	RESPONSES	
Strongly agree	63.36%	83
Agree	32.06%	42
Disagree	3.05%	4
Strongly disagree	1.53%	2
TOTAL		131

Q5 I feel that, through my Service Plan, I am/my family is able to effectively manage my/our needs.

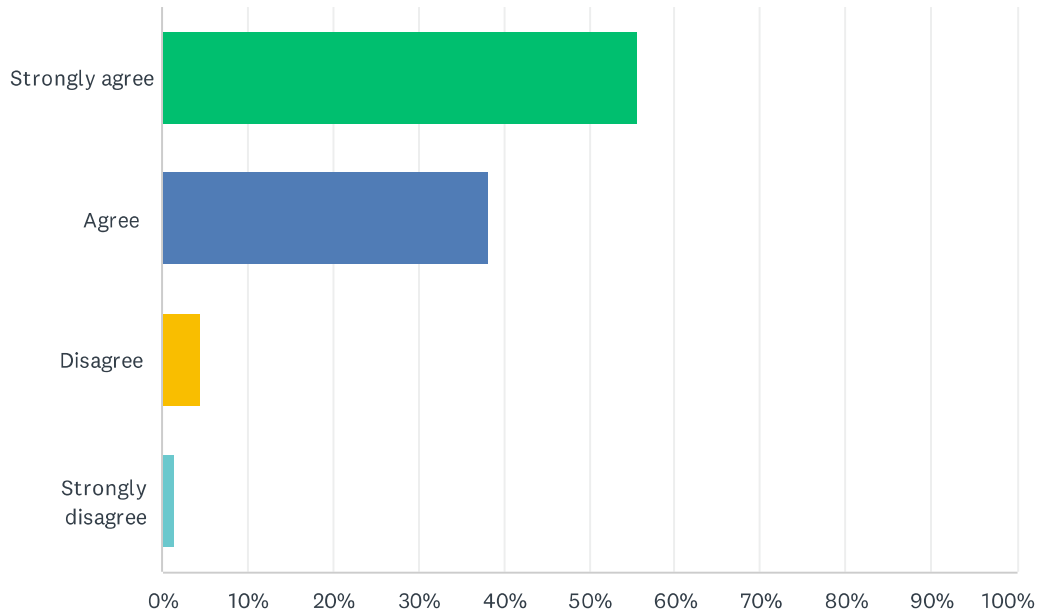
Answered: 131 Skipped: 0



ANSWER CHOICES	RESPONSES	
Strongly agree	56.49%	74
Agree	37.40%	49
Disagree	3.82%	5
Strongly disagree	2.29%	3
TOTAL		131

Q6 I feel that I am/my family is able to effectively manage the crises listed in the Family Crisis Plan.

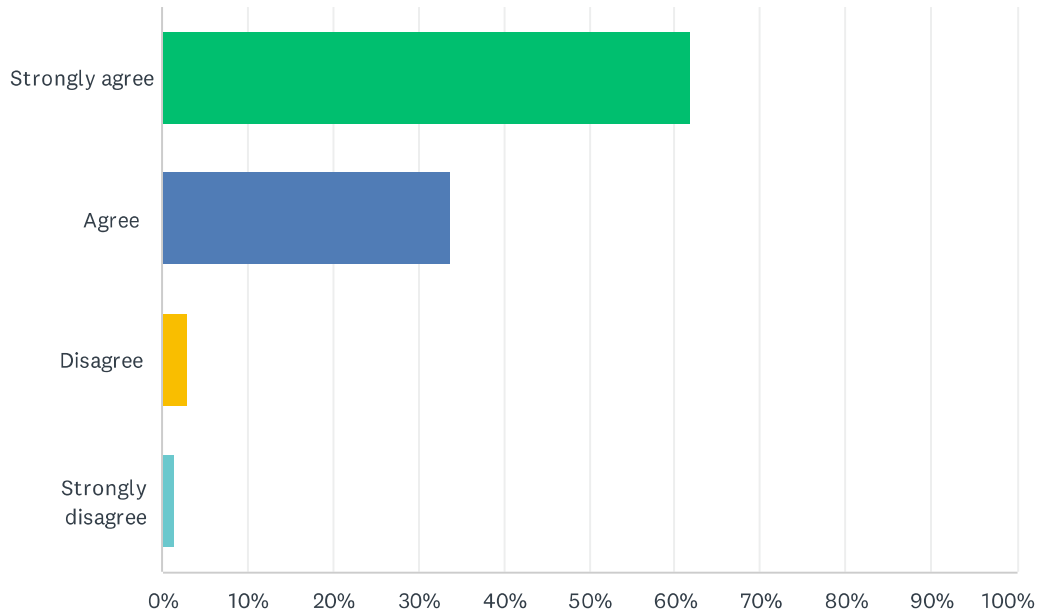
Answered: 131 Skipped: 0



ANSWER CHOICES	RESPONSES	
Strongly agree	55.73%	73
Agree	38.17%	50
Disagree	4.58%	6
Strongly disagree	1.53%	2
TOTAL		131

Q7 I feel like the services I/we received were appropriate for my/our family's needs.

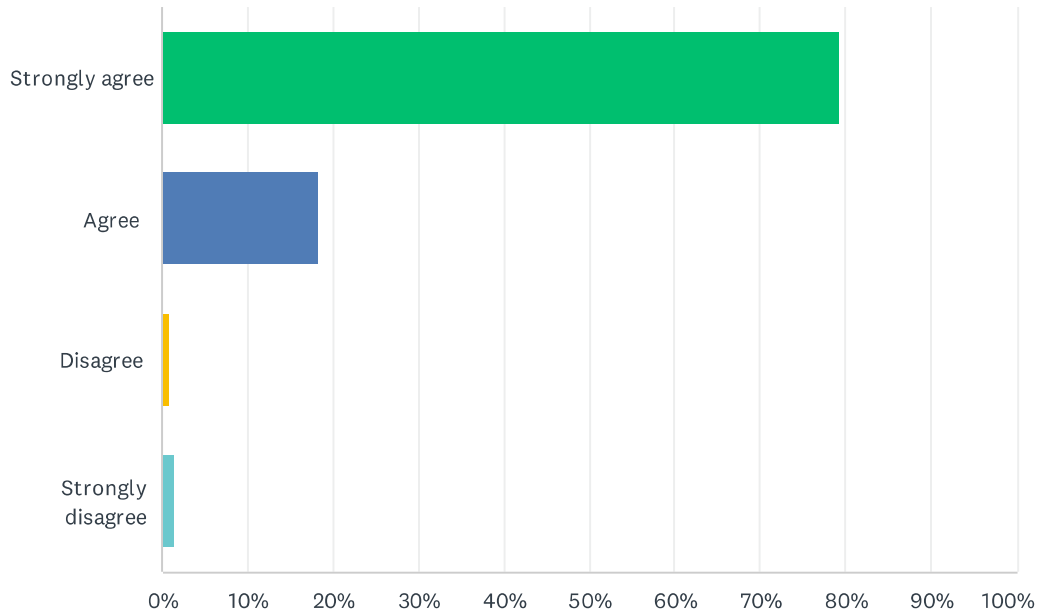
Answered: 131 Skipped: 0



ANSWER CHOICES	RESPONSES	
Strongly agree	61.83%	81
Agree	33.59%	44
Disagree	3.05%	4
Strongly disagree	1.53%	2
TOTAL		131

Q8 I/we would recommend MonmouthCares services to other families (parents).

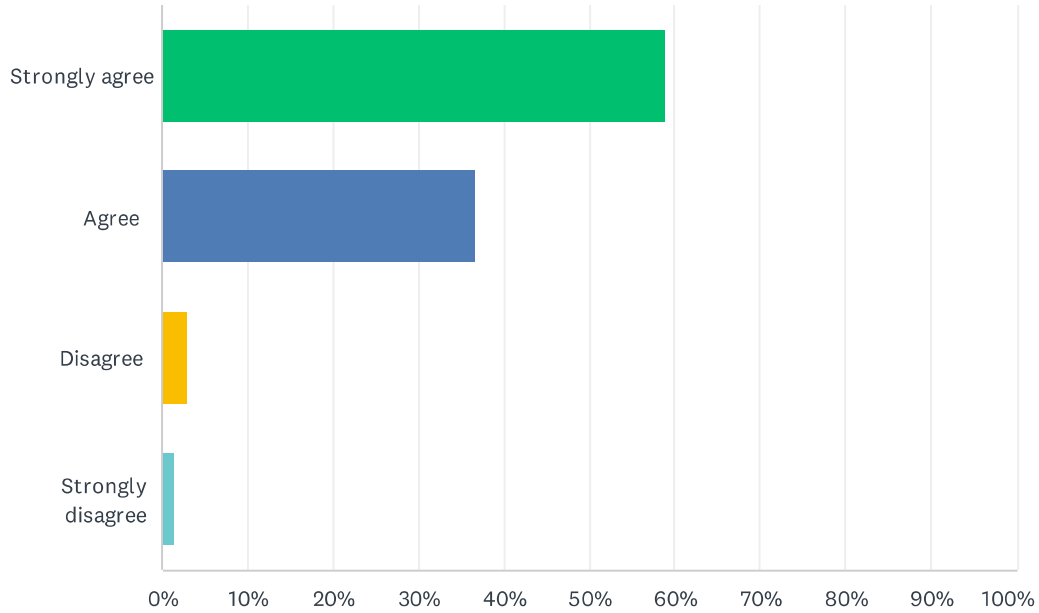
Answered: 131 Skipped: 0



ANSWER CHOICES	RESPONSES	
Strongly agree	79.39%	104
Agree	18.32%	24
Disagree	0.76%	1
Strongly disagree	1.53%	2
TOTAL		131

Q9 I/we benefitted from the Wraparound process in which we have/I have participated.

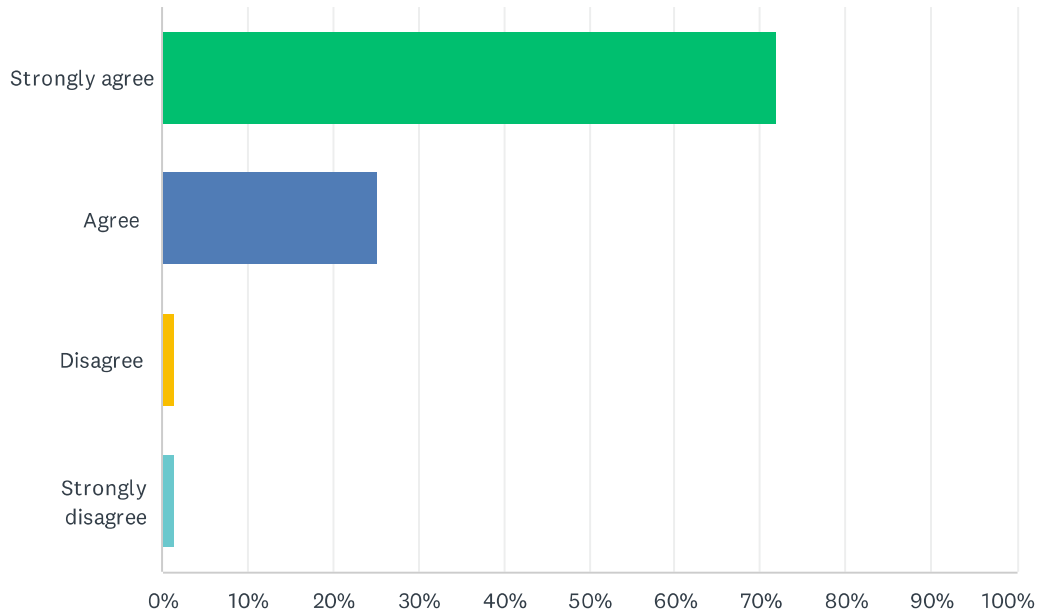
Answered: 131 Skipped: 0



ANSWER CHOICES	RESPONSES	
Strongly agree	58.78%	77
Agree	36.64%	48
Disagree	3.05%	4
Strongly disagree	1.53%	2
TOTAL		131

Q10 Overall, I am/my family is satisfied with the support I/we have received from MonmouthCares.

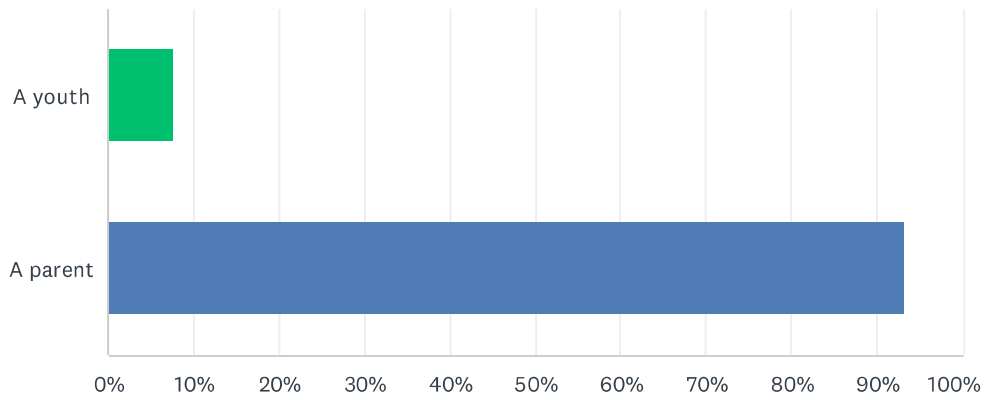
Answered: 131 Skipped: 0



ANSWER CHOICES	RESPONSES	
Strongly agree	71.76%	94
Agree	25.19%	33
Disagree	1.53%	2
Strongly disagree	1.53%	2
TOTAL		131

Q11 This survey was completed by:

Answered: 131 Skipped: 0



ANSWER CHOICES	RESPONSES	
A youth	7.63%	10
A parent	93.13%	122
Total Respondents: 131		